

Format of Holding of Specified securities

1. Name of Listed Entity: STANDARD INDUSTRIES LTD
2. Scrip Code/Name of Scrip/Class of Security: 530017, SIL, EQUITY SHARES
3. Share Holding Pattern Filed under: Reg. 31(1)(a)/Reg.31(1)(b)/Reg.31(1)(c)
 - a. if under 31(1)(b) then indicate the report for quarter ending 31/12/2016
 - b. if under 31(1)(c) then indicate date of allotment/extinguishment
4. Declaration : The Listed entity is required to submit the following declaration to the extent of submission of information:

	Particulars	YES*	NO*
a	Whether the Listed Entity has issued any partly paid up shares		NO
b	Whether the Listed Entity has issued any Convertible Securities or Warrants?		NO
c	Whether the Listed Entity has any shares against which depository receipts are issued?		NO
d	Whether the Listed Entity has any shares in locked-in?		NO
e	Whether any shares held by promoters are pledge or otherwise encumbered?		NO

*if the Listed Entity selects the option 'NO' for the questions above, the columns for the partly paid up shares, Outstanding Convertible Securities/Warrants, depository receipts, locked-in shares, No of shares pledged or otherwise encumbered by promoters, as applicable, shall not be displayed at the time of dissemination on the Stock Exchange website. Also wherever there is 'No' declared by Listed entity in above table the values will be considered as 'Zero' by default on submission of the format of holding of specified securities.

5. The tabular format for disclosure of holding of specified securities is as follows:




Table I - Summary Statement holding of specified securities

Category	Category of Shareholder	No of Shareholders	No of fully paid up equity shares held	No of Partly paid-up equity shares held	No of Shares Underlying Depository Receipts	Total No of Shares Held (VII) = (IV)+(V)+(VI)	Shareholding as a % of total no of shares (As a % of (A+B+C2))	Number of Voting Rights held in each class of securities			No of Shares Underlying Outstanding convertible securities (including Warrants)	Shareholding as a % assuming full conversion of convertible Securities (as a percentage of diluted share capital)	Number of Locked in Shares		Number of Shares pledged or otherwise encumbered		Number of equity shares held in dematerialized form	
								No of Voting Rights					Total as a % of (A+B+C)	No.	As a % of total Shares held	No.		As a % of total Shares held
								Class X	Class Y	Total								
(I)	(II)	(III)	(IV)	(V)	(VI)	(VII)	(VIII)	(IX)	(X)	(XI)	(XII)	(XIII)	(XIV)					
(A)	Promoter & Promoter Group	7	12962042	0	0	12962042	20.15	12962042	0	12962042	20.15	0	20.15	0	0.00	0	0.00	12962042
(B)	Public	35275	51366899	0	0	51366899	79.85	51366899	0	51366899	79.85	0	79.85	0	0.00	NA	NA	24204643
(C)	Non Promoter-Non Public						NA		0		0.00	0	NA	0	0.00	NA	NA	0
(C1)	Shares underlying DRs	0	0	0	0	0	0.00	0	0	0	0.00	0	0.00	0	0.00	NA	NA	0
(C2)	Shares held by Employees Trusts	0	0	0	0	0	0.00	0	0	0	0.00	0	0.00	0	0.00	NA	NA	0
	Total:	35282	64328941	0	0	64328941	100.00	64328941	0	64328941	100.00	0	100.00	0	0.00	0	0.00	37166685




Table II - Statement showing shareholding pattern of the Promoter and Promoter Group

Category	Category & Name of the Shareholder	PAN	No of Shareholders	No of fully paid up equity shares held	No of Partly paid-up equity shares held	No of Shares Underlying Depository Receipts	Total No of Shares Held (IV+V+VI)	Shareholding as a % of total no of shares (calculated as per SCRR, 1957 (VIII) As a % of (A+B+C2)	Number of Voting Rights held in each class of securities			No of Shares Underlying Outstanding convertible securities (including Warrants)	Shareholding as a % assuming full conversion of convertible Securities (as a percentage of diluted share capital) (VII)+(X) As a % of (A+B+C2)	Number of Locked in Shares		Number of Shares pledged or otherwise encumbered	Number of equity shares held in dematerialised form		
									No of Voting Rights		Total as a % of (A+B+C)			No.	As a % of total Shares held			No.	As a % of total Shares held
									Class X	Class Y									
	(I)	(II)	(III)	(IV)	(V)	(VI)	(VII)	(VIII)											
(1)	Indian																		
(a)	Individuals/Hindu undivided Family		0	0	0	0	0	0.00	0	0	0	0.00	0	0.00	0	0.00	0	0.00	
(b)	Central Government/State Government(s)		0	0	0	0	0	0.00	0	0	0	0.00	0	0.00	0	0.00	0	0.00	
(c)	Financial Institutions/Banks		0	0	0	0	0	0.00	0	0	0	0.00	0	0.00	0	0.00	0	0.00	
(d)	Any Other		6	12948487	0	0	12948487	20.13	12948487	0	12948487	20.13	0	20.13	0	0.00	0	0.00	
	STANROSE MAFAYAL INVESTMENTS & FINANCE LTD	AAAC55513K	1	12404487	0	0	12404487	19.28	12404487	0	12404487	19.28	0	19.28	0	0.00	0	0.00	
	SHANUDEEP PRIVATE LIMITED	AACCS0267J	1	500000	0	0	500000	0.78	500000	0	500000	0.78	0	0.78	0	0.00	0	0.00	
	SHEILADEEP INVESTMENTS PRIVATE LIMITED	AAACS7466D	1	11000	0	0	11000	0.02	11000	0	11000	0.02	0	0.02	0	0.00	0	0.00	
	VINADEEP INVESTMENTS PRIVATE LIMITED	AAACV1490J	1	11000	0	0	11000	0.02	11000	0	11000	0.02	0	0.02	0	0.00	0	0.00	
	GAGALBHAI INVESTMENTS PRIVATE LIMITED	AAACG1997R	1	11000	0	0	11000	0.02	11000	0	11000	0.02	0	0.02	0	0.00	0	0.00	
	PRADEEP INVESTMENTS PRIVATE LIMITED	AAACP3333N	1	11000	0	0	11000	0.02	11000	0	11000	0.02	0	0.02	0	0.00	0	0.00	
	Sub-Total (A)(1)		6	12948487	0	0	12948487	20.13	12948487	0	12948487	20.13	0	20.13	0	0.00	0	0.00	
(2)	Foreign																		
(a)	Individuals (Non-Resident Individuals/Foreign Individuals)		1	13555	0	0	13555	0.02	13555	0	13555	0.02	0	0.02	0	0.00	0	0.00	
	PRADEEP RASESH MAFATLAL	AAJPM7485N	1	13555	0	0	13555	0.02	13555	0	13555	0.02	0	0.02	0	0.00	0	0.00	
(b)	Government		0	0	0	0	0	0.00	0	0	0	0.00	0	0.00	0	0.00	0	0.00	
(c)	Institutions		0	0	0	0	0	0.00	0	0	0	0.00	0	0.00	0	0.00	0	0.00	
(d)	Foreign Portfolio Investor		0	0	0	0	0	0.00	0	0	0	0.00	0	0.00	0	0.00	0	0.00	
(e)	Any Other		0	0	0	0	0	0.00	0	0	0	0.00	0	0.00	0	0.00	0	0.00	
	Sub-Total (A)(2)		1	13555	0	0	13555	0.02	13555	0	13555	0.02	0	0.02	0	0.00	0	0.00	
	Total Shareholding of Promoter and Promoter Group (A)=(A)(1)+(A)(2)		7	12962042	0	0	12962042	20.15	12962042	0	12962042	20.15	0	20.15	0	0.00	0	0.00	




Table III - Statement showing shareholding pattern of the Public shareholder

Category	Category & Name of the Shareholder	PAN	No of Shareholders	No of fully paid up equity shares held	No of Partly paid-up equity shares held	No of Shares Underlying Depository Receipts	Total No of Shares Held (IV+V+VI)	Shareholding as a % of total no of shares (A+B+C)	Number of Voting Rights held in each class of securities			No of Shares Underlying Outstanding convertible securities (Including Warrants)	Shareholding as a % assuming full conversion of convertible Securities (as a percentage of diluted share capital)	Number of Locked In Shares		Number of Shares pledged or otherwise encumbered		Number of equity shares held in dematerialized form	
									No of Voting Rights					Total as a % of (A+B+C)	No.	As a % of total Shares held	No.		As a % of total Shares held
									Class X	Class Y	Total								
	(I)	(II)	(III)	(IV)	(V)	(VI)	(VII)	(VIII)	(IX)	(X)	(XI)	(XII)	(XIII)	(XIV)					
(I)	Institutions																		
(a)	Mutual Funds		14	68059	0	0	68059	0.11	68059	0	68059	0.11	0	0.11	0	0.00	NA	NA	3892
(b)	Venture Capital Funds		0	0	0	0	0	0.00	0	0	0	0.00	0	0.00	0	0.00	NA	NA	0
(c)	Alternate Investment Funds		0	0	0	0	0	0.00	0	0	0	0.00	0	0.00	0	0.00	NA	NA	0
(d)	Foreign Venture Capital Investors		0	0	0	0	0	0.00	0	0	0	0.00	0	0.00	0	0.00	NA	NA	0
(e)	Foreign Portfolio Investors		1	3000	0	0	3000	0.00	3000	0	3000	0.00	0	0.00	0	0.00	NA	NA	25972
(f)	Financial Institutions/Banks		22	42264	0	0	42264	0.07	42264	0	42264	0.07	0	0.07	0	0.00	NA	NA	3079434
(g)	Insurance Companies		8	3079994	0	0	3079994	4.79	3079994	0	3079994	4.79	0	4.79	0	0.00	NA	NA	1311631
	LIFE INSURANCE CORPORATION OF INDIA	AAACLO582H	1	1311631	0	0	1311631	2.04	1311631	0	1311631	2.04	0	2.04	0	0.00	NA	NA	1311631
	THE ORIENTAL INSURANCE COMPANY LIMITED	AAACT0627R	1	1113472	0	0	1113472	1.73	1113472	0	1113472	1.73	0	1.73	0	0.00	NA	NA	1113472
(h)	Provident Funds/Pension Funds		0	0	0	0	0	0.00	0	0	0	0.00	0	0.00	0	0.00	NA	NA	0
(i)	Any Other		45	3193317	0	0	3193317	4.96	3193317	0	3193317	4.96	0	4.96	0	0.00	NA	NA	3109298
	Sub Total (B)(1)		0	0	0	0	0	0.00	0	0	0	0.00	0	0.00	0	0.00	NA	NA	0
(2)	Central Government/State Government(s)/President of India		0	0	0	0	0	0.00	0	0	0	0.00	0	0.00	0	0.00	NA	NA	0
	Sub Total (B)(2)		0	0	0	0	0	0.00	0	0	0	0.00	0	0.00	0	0.00	NA	NA	0
(3)	Non-Institutions																		
(a)	Individual shareholders holding nominal share capital up to Rs.2 lakhs		34573	14799037	0	0	14799037	23.01	14799037	0	14799037	23.01	0	23.01	0	0.00	NA	NA	12786088
	Sub Total (B)(3)		0	0	0	0	0	0.00	0	0	0	0.00	0	0.00	0	0.00	NA	NA	4149020
	Sub Total (B)(3)		34	4149020	0	0	4149020	6.45	4149020	0	4149020	6.45	0	6.45	0	0.00	NA	NA	4149020
	Individual shareholders holding nominal share capital in excess of Rs. 2 Lakhs		1	1439199	0	0	1439199	2.24	1439199	0	1439199	2.24	0	2.24	0	0.00	NA	NA	1439199
	TUSHAD KHURSHED COOPER	AAAPC5659F	1	1439199	0	0	1439199	2.24	1439199	0	1439199	2.24	0	2.24	0	0.00	NA	NA	1439199
(b)	NBFCs Registered with RBI		5	943572	0	0	943572	1.47	943572	0	943572	1.47	0	1.47	0	0.00	NA	NA	942700
	INTERNATIONAL FINANCIAL SERVICES LTD.	AAABC1685H	1	940000	0	0	940000	1.46	940000	0	940000	1.46	0	1.46	0	0.00	NA	NA	940000
(c)	Employee Trusts		0	0	0	0	0	0.00	0	0	0	0.00	0	0.00	0	0.00	NA	NA	0
(d)	Overseas Depositories (Holding DRs)(Balancing figure)		0	0	0	0	0	0.00	0	0	0	0.00	0	0.00	0	0.00	NA	NA	0
(e)	Any Other		404	2744400	0	0	2744400	4.27	2744400	0	2744400	4.27	0	4.27	0	0.00	NA	NA	2691346
	BODIES CORPORATES		100	372989	0	0	372989	0.58	372989	0	372989	0.58	0	0.58	0	0.00	NA	NA	361827
	NON RESIDENT INDIANS *		91	136832	0	0	136832	0.21	136832	0	136832	0.21	0	0.21	0	0.00	NA	NA	136832
	NON RESIDENT INDIAN NON REPATRIABLE		16	25716	0	0	25716	0.04	25716	0	25716	0.04	0	0.04	0	0.00	NA	NA	25716
	CLEARING MEMBERS		6	2016	0	0	2016	0.00	2016	0	2016	0.00	0	0.00	0	0.00	NA	NA	2016
	FOREIGN NATIONAL		1	2500000	0	0	2500000	38.86	2500000	0	2500000	38.86	0	38.86	0	0.00	NA	NA	0
	OVERSEAS CORPORATE BODIES		35230	48173582	0	0	48173582	74.88	48173582	0	48173582	74.89	0	74.89	0	0.00	NA	NA	2109345
	Sub Total (B)(3)		35230	48173582	0	0	48173582	74.89	48173582	0	48173582	74.89	0	74.89	0	0.00	NA	NA	2109345
	Total Public Shareholding (B) = (B)(1)+(B)(2)+(B)(3)		35275	51366899	0	0	51366899	79.85	51366899	0	51366899	79.85	0	79.85	0	0.00	NA	NA	24204643




Table IV - Statement showing shareholding pattern of the Non Promoter - Non Public Shareholder

Category	Category & Name of the Shareholder	PAN	No of Shareholders	No of fully paid up equity shares held	No of Partly paid-up equity shares held	No of Shares Underlying Depository Receipts	Total No of Shares Held (IV+V+VI)	Shareholding as a % of total no of shares (A+B+C2)	Number of Voting Rights held in each class of securities			No of Shares Underlying Outstanding convertible securities (including Warrants)	Shareholding as a % assuming full conversion of convertible Securities (as a percentage of diluted share capital)	Number of Locked in Shares		Number of Shares pledged or otherwise encumbered		Number of equity shares held in dematerialized form	
									No of Voting Rights					Total as a % of (A+B+C)	No.	As a % of total Shares held	No.		As a % of total Shares held
									Class X	Class Y	Total								
	(I)	(II)	(III)	(IV)	(V)	(VI)	(VII)	(VIII)	(IX)	(X)	(XI)	(XII)	(XIII)	(XIV)	(XV)				
(1)	Custodian/DR Holder		0	0	0	0	0	0.00	0	0	0	0	0.00	0	0.00	NA	NA	0	
(2)	Employee Benefit Trust (under SEBI Share based Employee Benefit Regulations 2014)		0	0	0	0	0	0.00	0	0	0	0	0.00	0	0.00	NA	NA	0	
	Total Non-Promoter-Non Public Shareholding (C) = (C1)+(C2)		0	0	0	0	0	0.00	0	0	0	0	0.00	0	0.00			0	



Details of the shareholders acting as persons in Concert including their Shareholding:			
Name of Shareholder	Name of PAC	No. of shares.....	Holding%
Total:		0	0

