

Format of Holding of Specified securities

1. Name of Listed Entity:STANDARD INDUSTRIES LTD
2. Scrip Code/Name of Scrip/Class of Security:530017,SIL,EQUITY SHARES
3. Share Holding Pattern Filed under: Reg. 31(1)(a)/Reg.31(1)(b)/Reg.31(1)(c)
 - a. if under 31(1)(b) then indicate the report for quarter ending 30/09/2016
 - b. if under 31(1)(c) then indicate date of allotment/extinguishment
4. Declaration : The Listed entity is required to submit the following declaration to the extent of submission of information:

	Particulars	YES*	NO*
a	Whether the Listed Entity has issued any partly paid up shares		NO
b	Whether the Listed Entity has issued any Convertible Securities or Warrants?		NO
c	Whether the Listed Entity has any shares against which depository receipts are issued?		NO
d	Whether the Listed Entity has any shares in locked-in?		NO
e	Whether any shares held by promoters are pledge or otherwise encumbered?		NO

*if the Listed Entity selects the option 'NO' for the questions above, the columns for the partly paid up shares, Outstanding Convertible Securities/Warrants, depository receipts, locked-in shares, No of shares pledged or otherwise encumbered by promoters, as applicable, shall not be displayed at the time of dissemination on the Stock Exchange website. Also wherever there is 'No' declared by Listed entity in above table the values will be considered as 'Zero' by default on submission of the format of holding of specified securities.

5. The tabular format for disclosure of holding of specified securities is as follows:



Table I - Summary Statement holding of specified securities

Category	Category of Shareholder	No of Shareholders	No of fully paid up equity shares held	No of Partly paid-up equity shares held	No of Shares Underlying Depository Receipts	Total No of Shares Held (VII) = (IV)+(V)+(VI)	Shareholding as a % of total no of shares (As a % of (A+B+C2))	Number of Voting Rights held in each class of securities			No of Shares Underlying Outstanding	Shareholding as a % assuming full conversion of convertible Securities (as a % of (A+B+C))	Number of Locked in Shares		Number of Shares pledged or otherwise encumbered		Number of equity shares held in dematerialized form	
								No of Voting Rights		Total as a % of (A+B+C)			No.	As a % of total Shares	No.	As a % of total Shares		
								Class X	Class Y									(IX)
(I)	(II)	(III)	(IV)	(V)	(VI)	(VII)	(VIII)	(IX)	(X)	(XI)	(XII)	(XIII)	(XIV)					
(A)	Promoter & Promoter Group	7	12962042	0	0	12962042	20.15	12962042	0	12962042	20.15	0	20.15	0	0.00	0	0.00	12962042
(B)	Public	35456	51366899	0	0	51366899	79.85	51366899	0	51366899	79.85	0	79.85	0	0.00	NA	NA	24198000
(C)	Non Promoter-Non Public																	
(C1)	Shares underlying DRs	0	0	0	0	0	NA	0	0	0	0.00	0	NA	0	0.00	NA	NA	0
(C2)	Shares held by Employees Trusts	0	0	0	0	0	0.00	0	0	0	0.00	0	0.00	0	0.00	NA	NA	0
	Total:	35463	64328941	0	0	64328941	100.00	64328941	0	64328941	100.00	0	100.00	0	0.00	0	0.00	37160042




Table II - Statement showing shareholding pattern of the Promoter and Promoter Group

Category	Category & Name of the Shareholder	PAN	No of Shareholders	No of fully paid up equity shares held	No of Partly paid-up equity shares held	No of Shares Underlying Depository Receipts	Total No of Shares Held (IV+V+VI)	Shareholding as a % of total no of shares (calculated as per SCRR, 1957 (VIII) As a % of (A+B+C2)	Number of Voting Rights held in each class of securities			No of Shares Underlying Outstanding convertible securities (Including Warrants)	Shareholding as a % assuming full conversion of convertible Securities (as a percentage of diluted share capital) (VII)+(X) As a % of (A+B+C2)	Number of Locked In Shares		Number of Shares pledged or otherwise encumbered		Number of equity shares held in dematerialized form	
									No of Voting Rights		Total as a % of (A+B+C)			No.	As a % of total Shares held	No.	As a % of total		
									Class X	Class Y	Total			(X)	(XI)	(XII)	(XIII)		(XIV)
(I)	(II)	(III)	(IV)	(V)	(VI)	(VII)	(VIII)	(IX)			(X)	(XI)	(XII)		(XIII)	(XIV)			
(1)	Indian																		
(a)	Individuals/Hindu undivided Family		0	0	0	0	0	0.00	0	0	0	0.00	0	0.00	0	0.00	0	0.00	0
(b)	Central Government/State Government(s)		0	0	0	0	0	0.00	0	0	0	0.00	0	0.00	0	0.00	0	0.00	0
(c)	Financial Institutions/Banks		0	0	0	0	0	0.00	0	0	0	0.00	0	0.00	0	0.00	0	0.00	0
(d)	Any Other		6	12948487	0	0	12948487	20.13	12948487	0	12948487	20.13	0	20.13	0	0.00	0	0.00	12948487
	BODIES CORPORATE																		
	GAGAI BHAI INVESTMENTS PRIVATE LIMITED	AAACG1997R	1	11000	0	0	11000	0.02	11000	0	11000	0.02	0	0.02	0	0.00	0	0.00	11000
	PRADEEP INVESTMENTS PRIVATE LIMITED	AAACP3333N	1	11000	0	0	11000	0.02	11000	0	11000	0.02	0	0.02	0	0.00	0	0.00	11000
	STAROSE MAFATLAL INVESTMENTS & FINANCE LTD	AAACS5513K	1	12404487	0	0	12404487	19.28	12404487	0	12404487	19.28	0	19.28	0	0.00	0	0.00	12404487
	SHEILADEEP INVESTMENTS PRIVATE LIMITED	AAACS7466D	1	11000	0	0	11000	0.02	11000	0	11000	0.02	0	0.02	0	0.00	0	0.00	11000
	VINADEEP INVESTMENTS PRIVATE LIMITED	AAACV1490J	1	11000	0	0	11000	0.02	11000	0	11000	0.02	0	0.02	0	0.00	0	0.00	11000
	SHANUDEEP PRIVATE LIMITED	AAACS0267I	1	500000	0	0	500000	0.78	500000	0	500000	0.78	0	0.78	0	0.00	0	0.00	500000
	Sub-Total (A)(1)		6	12948487	0	0	12948487	20.13	12948487	0	12948487	20.13	0	20.13	0	0.00	0	0.00	12948487
(2)	Foreign																		
(a)	Individuals (Non-Resident Individuals/Foreign Individuals)		1	13555	0	0	13555	0.02	13555	0	13555	0.02	0	0.02	0	0.00	0	0.00	13555
	PRADEEP RASESH MAFATLAL	AAJPM7485N	1	13555	0	0	13555	0.02	13555	0	13555	0.02	0	0.02	0	0.00	0	0.00	13555
(b)	Government		0	0	0	0	0	0.00	0	0	0	0.00	0	0.00	0	0.00	0	0.00	0
(c)	Institutions		0	0	0	0	0	0.00	0	0	0	0.00	0	0.00	0	0.00	0	0.00	0
(d)	Foreign Portfolio Investor		0	0	0	0	0	0.00	0	0	0	0.00	0	0.00	0	0.00	0	0.00	0
(e)	Any Other		0	0	0	0	0	0.00	0	0	0	0.00	0	0.00	0	0.00	0	0.00	0
	Sub-Total (A)(2)		1	13555	0	0	13555	0.02	13555	0	13555	0.02	0	0.02	0	0.00	0	0.00	13555
	Total Shareholding of Promoter and Promoter Group (A)-(A)(1)+(A)(2)		7	12962042	0	0	12962042	20.15	12962042	0	12962042	20.15	0	20.15	0	0.00	0	0.00	12962042




Table III - Statement showing shareholding pattern of the Public shareholder

Category	Category & Name of the Shareholder	PAN	No of Shareholders	No of fully paid up equity shares held	No of Partly paid-up equity shares held	No of Shares Underlying Depository Receipts	Total No of Shares Held (IV+V+VI)	Shareholding as a % of total no of shares (A+B+C2)	Number of Voting Rights held in each class of securities			No of Shares Underlying convertible securities (including Warrants)	Shareholding as a % assuming full conversion of convertible Securities (as a percentage of diluted share capital)	Number of Locked In Shares		Number of Shares pledged or otherwise encumbered		Number of equity shares held in dematerialized form	
									No of Voting Rights					Total as a % of (A+B+C)	No.	As a % of total Shares held	No.		As a % of total
									Class X	Class Y	Total								
									(IX)	(X)	(XI)								
(I)	(II)	(III)	(IV)	(V)	(VI)	(VII)	(VIII)	(IX)	(X)	(XI)	(XII)	(XIII)	(XIV)						
(1)	Institutions																		
(a)	Mutual Funds		14	68059	0	0	68059	0.11	68059	0	68059	0.11	0	0.11	0	0.00	NA	NA	3892
(b)	Venture Capital Funds		0	0	0	0	0	0.00	0	0	0	0.00	0	0.00	0	0.00	NA	NA	0
(c)	Alternate Investment Funds		0	0	0	0	0	0.00	0	0	0	0.00	0	0.00	0	0.00	NA	NA	0
(d)	Foreign Venture Capital Investors		0	0	0	0	0	0.00	0	0	0	0.00	0	0.00	0	0.00	NA	NA	0
(e)	Foreign Portfolio Investors		0	0	0	0	0	0.00	0	0	0	0.00	0	0.00	0	0.00	NA	NA	0
(f)	Financial Institutions/Banks		22	42264	0	0	42264	0.07	42264	0	42264	0.07	0	0.07	0	0.00	NA	NA	25972
(g)	Insurance Companies		8	3079994	0	0	3079994	4.79	3079994	0	3079994	4.79	0	4.79	0	0.00	NA	NA	3079434
	LIFE INSURANCE CORPORATION OF INDIA	AAACLO582H	1	1311631	0	0	1311631	2.04	1311631	0	1311631	2.04	0	2.04	0	0.00	NA	NA	1311631
	THE ORIENTAL INSURANCE COMPANY LIMITED	AAACT0627R	1	1113472	0	0	1113472	1.73	1113472	0	1113472	1.73	0	1.73	0	0.00	NA	NA	1113472
(h)	Provident Funds/Pension Funds		0	0	0	0	0	0.00	0	0	0	0.00	0	0.00	0	0.00	NA	NA	0
(i)	Any Other																		
	Foreign Institutional Investor		1	3000	0	0	3000	0.00	3000	0	3000	0.00	0	0.00	0	0.00	NA	NA	0
	Sub Total (B)(1)		45	3193317	0	0	3193317	4.96	3193317	0	3193317	4.96	0	4.96	0	0.00	NA	NA	3109298
(2)	Central Government/State Government(s)/President of India		0	0	0	0	0	0.00	0	0	0	0.00	0	0.00	0	0.00	NA	NA	0
	Sub Total (B)(2)		0	0	0	0	0	0.00	0	0	0	0.00	0	0.00	0	0.00	NA	NA	0
(3)	Non-institutions																		
(a)	i. Individual shareholders holding nominal share capital up to Rs. 2 lakhs		34707	14751955	0	0	14751955	22.93	14751955	0	14751955	22.93	0	22.93	0	0.00	NA	NA	12732463
	ii. Individual shareholders holding nominal share capital in excess of Rs. 2 Lakhs		33	4074030	0	0	4074030	6.33	4074030	0	4074030	6.33	0	6.33	0	0.00	NA	NA	4074030
	TUSHAD KHURSHED COOPER	AAAPCS659F	1	1439199	0	0	1439199	2.24	1439199	0	1439199	2.24	0	2.24	0	0.00	NA	NA	1439199
(b)	NBFCs Registered with RBI		7	563705	0	0	563705	0.88	563705	0	563705	0.88	0	0.88	0	0.00	NA	NA	562733
(c)	Employee Trusts		0	0	0	0	0	0.00	0	0	0	0.00	0	0.00	0	0.00	NA	NA	0
(d)	Overseas Depositories (Holding DRs)(Balancing figure)		0	0	0	0	0	0.00	0	0	0	0.00	0	0.00	0	0.00	NA	NA	0
(e)	Any Other																		
	NON RESIDENT INDIANS		185	471969	0	0	471969	0.73	471969	0	471969	0.73	0	0.73	0	0.00	NA	NA	460607
	CLEARING MEMBERS		27	71114	0	0	71114	0.11	71114	0	71114	0.11	0	0.11	0	0.00	NA	NA	71114
	OVERSEAS CORPORATE BODIES		1	25000000	0	0	25000000	38.86	25000000	0	25000000	38.86	0	38.86	0	0.00	NA	NA	0
	BODIES CORPORATES		451	3240809	0	0	3240809	5.04	3240809	0	3240809	5.04	0	5.04	0	0.00	NA	NA	3187755
	Sub Total (B)(3)		35411	48173582	0	0	48173582	74.89	48173582	0	48173582	74.89	0	74.89	0	0.00			21088702
	Total Public Shareholding (B) = (B)(1)+(B)(2)+(B)(3)		35456	51366899	0	0	51366899	79.85	51366899	0	51366899	79.85	0	79.85	0	0.00			24198000





Table IV - Statement showing shareholding pattern of the Non Promoter - Non Public Shareholder

Category	Category & Name of the Shareholder	PAN	No of Shareholders	No of fully paid up equity shares held	No of Partly paid-up equity shares held	No of Shares Underlying Depository Receipts	Total No of Shares Held (IV+V+VI)	Shareholding as a % of total no of shares (A+B+C2)	Number of Voting Rights held in each class of securities			No of Shares Underlying Outstanding convertible securities (Including	Shareholding as a % assuming full conversion of convertible Securities (as	Number of Locked In Shares		Number of Shares pledged or otherwise encumbered		Number of equity shares held in demate	
									Class X	Class Y	Total			No.	As a % of total Shares	No.	As a % of total Shares held		
	(i)	(ii)	(iii)	(iv)	(v)	(vi)	(vii)	(viii)	(ix)			(x)	(xi)	(xii)		(xiii)		(xiv)	
(1)	Custodian/DR Holder		0	0	0	0	0	0.00	0	0	0	0.00	0	0.00	0	0.00	NA	NA	0
(2)	Employee Benefit Trust (under SEBI) Share based E		0	0	0	0	0	0.00	0	0	0	0.00	0	0.00	0	0.00	NA	NA	0
	Total Non-Promoter-Non Public Shareholding (C)		0	0	0	0	0	0.00	0	0	0	0.00	0	0.00	0	0.00			0



Details of the shareholders acting as persons in Concert including their Shareholding:			
Name of Shareholder	Name of PAC	No of shares	Holding%
Total:		0	0

