

Format of Holding of Specified securities

Name of Listed Entity: STANDARD INDUSTRIES LTD

Scrip Code/Name of Scrip/Class of Security: 530017, SIL, EQUITY SHARES

Share Holding Pattern Filed under: Reg. 31(1)(a)/Reg.31(1)(b)/Reg.31(1)(c)

a. if under 31(1)(b) then indicate the report for quarter ending 30/03/2019

b. if under 31(1)(c) then indicate date of allotment/extinguishment

Declaration : The Listed entity is required to submit the following declaration to the extent of submission of information:

Particulars	YES*	NO*
Whether the Listed Entity has issued any partly paid up shares		NO
Whether the Listed Entity has issued any Convertible Securities or Warrants?		NO
Whether the Listed Entity has any shares against which depository receipts are issued?		NO
Whether the Listed Entity has any shares in locked-in?		NO
Whether any shares held by promoters are pledge or otherwise encumbered?		NO

*if the Listed Entity selectes the option 'NO' for the questions above, the columns for the partly paid up shares, Outstanding Convertible Securities/Warrants, depository receipts, locked-in shares, No of shares pledged or otherwise encumbered by promoters, as applicable, shall not be displayed at the time of dissemination on the Stock Exchange website. Also wherever there is 'No' declared by Listed entity in above table the values will be considered as 'Zero' by default on submission of the format of holding of specified securities.

The tabular format for disclosure of holding of specified securities is as follows:




Table IV - Statement showing shareholding pattern of the Non Promoter - Non Public Shareholder

Category	Category & Name of the Shareholder	PAN	No of Shareholders	No of fully paid up equity shares held	No of Partly paid-up equity shares held	No of Shares Underlying Depository Receipts	Total No of Shares Held (IV+V+VI)	Shareholding as a % of total no of shares (A+B+C2)	Number of Voting Rights held in each class of securities			No of Shares Underlying Outstanding convertible securities (Including Warrants)	Shareholding as a % assuming full conversion of convertible Securities (as a percentage of diluted share capital)	Number of Locked in Shares		Number of Shares pledged or otherwise encumbered		Number of equity shares held in dematerialized form
									No of Voting Rights		Total as a % of (A+B+C)			No.	As a % of total Shares held	No.	As a % of total Shares held	
									Class X	Class Y	Total							
(I)	(II)	(III)	(IV)	(V)	(VI)	(VII)	(VIII)	(IX)	(X)	(XI)	(XII)	(XIII)	(XIV)	(XV)				
(1)	Custodian/DR Holder		0	0	0	0	0	0.00	0	0	0	0.00	0	0.00	NA	NA	0	
(2)	Employee Benefit Trust (under SEBI(Share based Employee Benefit) Regul		0	0	0	0	0	0.00	0	0	0	0.00	0	0.00	NA	NA	0	
Total Non-Promoter-Non Public Shareholding (C) = (C)(1)+(C)(2)			0	0	0	0	0	0.00	0	0	0	0.00	0	0.00			0	



Table II - Statement showing shareholding pattern of the Promoter and Promoter Group

Category	Category & Name of the Shareholder	PAN	No of Shareholders	No of fully paid up equity shares held	No of Partly paid-up equity shares held	No of Shares Underlying Depository Receipts	Total No of Shares Held (IV+V+VI)	Shareholding as a % of total no of shares (calculated as per SCRR, 1957 (VIII) As a % of (A+B+C2)	Number of Voting Rights held in each class of securities			No of Shares Underlying Outstanding convertible securities (Including Warrants)	Shareholding as a % assuming full conversion of convertible Securities (as a percentage of diluted share capital) (VII)-(X) As a % of (A+B+C2)	Number of Locked in Shares		Number of Shares pledged or otherwise encumbered		Number of equity shares held in dematerialized form	
									No of Voting Rights					Total as a % of (A+B+C)	No.	As a % of total Shares held	No.		As a % of total Shares held
									Class X	Class Y	Total								
(I)	(II)	(III)	(IV)	(V)	(VI)	(VII)	(VIII)	(IX)	(X)	(XI)	(XII)	(XIII)	(XIV)						
(1)	Indian																		
(a)	Individuals/Hindu undivided Family			0	0	0	0	0.00	0	0	0	0.00	0	0.00	0	0.00	0	0.00	
(b)	Central Government/State Government(s)			0	0	0	0	0.00	0	0	0	0.00	0	0.00	0	0.00	0	0.00	
(c)	Financial Institutions/Banks			0	0	0	0	0.00	0	0	0	0.00	0	0.00	0	0.00	0	0.00	
(d)	Any Other			6	12948487	0	12948487	20.13	12948487	0	12948487	20.13	0	0.00	0	0.00	0	0.00	
	GAGALBHAI INVESTMENTS PRIVATE LIMITED	AAACG1997R	1	11000	0	11000	0.02	11000	0.02	11000	0	11000	0.02	0	0.00	0	0.00	11000	
	PRADEEP INVESTMENTS PRIVATE LIMITED	AAACP3333N	1	11000	0	11000	0.02	11000	0.02	11000	0	11000	0.02	0	0.00	0	0.00	11000	
	STANROSE MAFATLAL INVESTMENTS & FINANCE LIMITED	AAACSS513K	1	12404487	0	12404487	19.28	12404487	19.28	12404487	0	12404487	19.28	0	0.00	0	0.00	12404487	
	SHEILADEEP INVESTMENTS PRIVATE LIMITED	AAACS7486D	1	11000	0	11000	0.02	11000	0.02	11000	0	11000	0.02	0	0.00	0	0.00	11000	
	VINADEEP INVESTMENTS PRIVATE LIMITED	AAACV1490J	1	11000	0	11000	0.02	11000	0.02	11000	0	11000	0.02	0	0.00	0	0.00	11000	
	SHANUDEEP PRIVATE LIMITED	AAACS0267J	1	500000	0	500000	0.78	500000	0.78	500000	0	500000	0.78	0	0.00	0	0.00	500000	
	Sub-Total (A)(1)		6	12948487	0	12948487	20.13	12948487	20.13	12948487	0	12948487	20.13	0	0.00	0	0.00	12948487	
(2)	Foreign																		
(a)	Individuals (Non-Resident Individuals/Foreign Individuals)			1	13555	0	13555	0.02	13555	0	13555	0.02	0	0.00	0	0.00	0	0.00	
	PRADEEP RASESH MAFATLAL	AAJPM7485N	1	13555	0	13555	0.02	13555	0.02	13555	0	13555	0.02	0	0.00	0	0.00	13555	
(b)	Government			0	0	0	0	0.00	0	0	0	0.00	0	0.00	0	0.00	0	0.00	
(c)	Institutions			0	0	0	0	0.00	0	0	0	0.00	0	0.00	0	0.00	0	0.00	
(d)	Foreign Portfolio Investor			0	0	0	0	0.00	0	0	0	0.00	0	0.00	0	0.00	0	0.00	
(e)	Any Other			0	0	0	0	0.00	0	0	0	0.00	0	0.00	0	0.00	0	0.00	
	Sub-Total (A)(2)		1	13555	0	13555	0.02	13555	0.02	13555	0	13555	0.02	0	0.00	0	0.00	13555	
	Total Shareholding of Promoter and Promoter Group (A)=(A)(1)+(A)(2)		7	12962042	0	12962042	20.15	12962042	20.15	12962042	0	12962042	20.15	0	0.00	0	0.00	12962042	




Table III - Statement showing shareholding pattern of the Public shareholder

Category	Category & Name of the Shareholder	PAN	No of Shareholders	No of fully paid up equity shares held	No of Partly paid-up equity shares held	No of Shares Underlying Depository Receipts	Total No of Shares Held (IV+V+VI)	Shareholding as a % of total no of shares (A+B+C2)	Number of Voting Rights held in each class of securities			No of Shares Underlying Outstanding convertible securities (Including Warrants)	Shareholding as a % assuming full conversion of convertible Securities (as a percentage of diluted share capital)	Number of Locked in Shares		Number of Shares pledged or otherwise encumbered		Number of equity shares held in dematerialized form
									No of Voting Rights		Total as a % of (A+B+C)			No.	As a % of total Shares held	No.	As a % of total Shares held	
									Class X	Class Y								
	(i)	(ii)	(iii)	(iv)	(v)	(vi)	(vii)	(viii)	(ix)	(x)	(xi)	(xii)	(xiii)	(xiv)				
(1)	Institutions																	
(a)	Mutual Funds		11	66459	0	0	66459	0.10	66459	0	66459	0.10	0	0.00	NA	NA		3892
(b)	Venture Capital Funds		0	0	0	0	0	0.00	0	0	0	0.00	0	0.00	NA	NA		0
(c)	Alternate Investment Funds		0	0	0	0	0	0.00	0	0	0	0.00	0	0.00	NA	NA		0
(d)	Foreign Venture Capital Investors		0	0	0	0	0	0.00	0	0	0	0.00	0	0.00	NA	NA		0
(e)	Foreign Portfolio Investors		0	0	0	0	0	0.00	0	0	0	0.00	0	0.00	NA	NA		0
(f)	Financial Institutions/Banks		15	42155	0	0	42155	0.07	42155	0	42155	0.07	0	0.00	NA	NA		25888
(g)	Insurance Companies		8	3079994	0	0	3079994	4.79	3079994	0	3079994	4.79	0	0.00	NA	NA		3079434
	LIFE INSURANCE CORPORATION OF INDIA	AAACLO582H	1	1311631	0	0	1311631	2.04	1311631	0	1311631	2.04	0	0.00	NA	NA		1311631
	THE ORIENTAL INSURANCE COMPANY LIMITED	AAACT0627R	1	1113472	0	0	1113472	1.73	1113472	0	1113472	1.73	0	0.00	NA	NA		1113472
(h)	Provident Funds/Pension Funds		0	0	0	0	0	0.00	0	0	0	0.00	0	0.00	NA	NA		0
(i)	Any Other																	
	Sub Total (B)(1)		34	3188608	0	0	3188608	4.96	3188608	0	3188608	4.96	0	0.00	NA	NA		3109214
(2)	Central Government/State Government(s)/President of India		0	0	0	0	0	0.00	0	0	0	0.00	0	0.00	NA	NA		0
	Sub Total (B)(2)		0	0	0	0	0	0.00	0	0	0	0.00	0	0.00	NA	NA		0
(3)	Non-Institutions																	
(a)	i. Individual shareholders holding nominal share capital up to Rs.2 lakhs		26829	12499307	0	0	12499307	19.43	12499307	0	12499307	19.43	0	0.00	NA	NA		11032117
	ii. Individual shareholders holding nominal share capital in excess of Rs. 2 lakhs		47	5216906	0	0	5216906	8.11	5216906	0	5216906	8.11	0	0.00	NA	NA		5216906
	TUSHAO KHURSHED COOPER	AAAPCS659F	1	671559	0	0	671559	1.04	671559	0	671559	1.04	0	0.00	NA	NA		671559
(b)	NBFCs Registered with RBI		4	1246301	0	0	1246301	1.94	1246301	0	1246301	1.94	0	0.00	NA	NA		1246301
	INTERNATIONAL FINANCIAL SERVICES LTD.	AAABC14685H	1	1241279	0	0	1241279	1.93	1241279	0	1241279	1.93	0	0.00	NA	NA		1241279
(c)	Employee Trusts		0	0	0	0	0	0.00	0	0	0	0.00	0	0.00	NA	NA		0
(d)	Overseas Depositories (Holding DRs)(Balancing figure)		0	0	0	0	0	0.00	0	0	0	0.00	0	0.00	NA	NA		0
(e)	Any Other																	
	TRUSTS		7	160569	0	0	160569	0.25	160569	0	160569	0.25	0	0.00	NA	NA		150759
	OVERSEAS CORPORATE BODIES		1	25000000	0	0	25000000	38.86	25000000	0	25000000	38.86	0	0.00	NA	NA		0
	SATIN LIMITED	50016650	1	25000000	0	0	25000000	38.86	25000000	0	25000000	38.86	0	0.00	NA	NA		0
	NON RESIDENT INDIANS		69	197409	0	0	197409	0.31	197409	0	197409	0.31	0	0.00	NA	NA		187688
	CLEARING MEMBERS		12	13529	0	0	13529	0.02	13529	0	13529	0.02	0	0.00	NA	NA		13529
	NON RESIDENT INDIAN NON REPATRIABLE		125	238172	0	0	238172	0.37	238172	0	238172	0.37	0	0.00	NA	NA		238172
	BODIES CORPORATES		260	3161042	0	0	3161042	4.91	3161042	0	3161042	4.91	0	0.00	NA	NA		3136465
	I E P F		1	444981	0	0	444981	0.69	444981	0	444981	0.69	0	0.00	NA	NA		444981
	FOREIGN NATIONALS		1	75	0	0	75	0.00	75	0	75	0.00	0	0.00	NA	NA		75
	Sub Total (B)(3)		27356	48178291	0	0	48178291	74.89	48178291	0	48178291	74.89	0	0.00	NA	NA		21666721
	Total Public Shareholding (B) = (B)(1)+(B)(2)+(B)(3)		27390	51366899	0	0	51366899	79.85	51366899	0	51366899	79.85	0	0.00	NA	NA		24775935




Table I - Summary Statement holding of specified securities

Category	Category of Shareholder	No of Shareholders	No of fully paid up equity shares held	No of Partly paid-up equity shares held	No of Shares Underlying Depository Receipts	Total No of Shares Held (VII) = (IV)+(V)+(VI)	Shareholding as a % of total no of shares (As a % of (A+B+C2))	Number of Voting Rights held in each class of securities			No of Shares Underlying Outstanding convertible securities (Including Warrants)	Shareholding as a % assuming full conversion of convertible Securities (as a percentage of)	Number of Locked in Shares		Number of Shares pledged or otherwise encumbered		Number of equity shares held in dematerialized form	
								No of Voting Rights		Total as a % of (A+B+C)			No.	As a % of total Shares held	No.	As a % of total Shares held		
								Class X	Class Y	Total			(X)	(XI)	(XII)	(XIII)		(XIV)
(I)	(II)	(III)	(IV)	(V)	(VI)	(VII)	(VIII)			(IX)		(X)	(XI)	(XII)	(XIII)	(XIV)		
(A)	Promoter & Promoter Group	7	12962042	0	0	12962042	20.15	12962042	0	12962042	20.15	0	20.15	0	0.00	0	0.00	12962042
(B)	Public	27390	51366899	0	0	51366899	79.85	51366899	0	51366899	79.85	0	79.85	0	0.00	NA	NA	24775935
(C)	Non Promoter-Non Public																	
(C1)	Shares underlying DRs	0	0	0	0	0	NA	0	0	0	0.00	0	NA	0	0.00	NA	NA	0
(C2)	Shares held by Employees Trusts	0	0	0	0	0	0.00	0	0	0	0.00	0	0.00	0	0.00	NA	NA	0
	Total:	27397	64328941	0	0	64328941	100.00	64328941	0	64328941	100.00	0	100.00	0	0.00	0	0.00	37737977

